

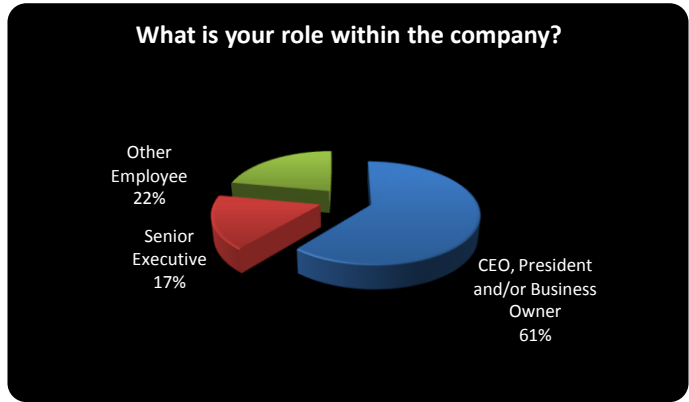
CxO To Go™ Survey Results

Survey Name: H1N1 Business Impact Survey
Nov-09



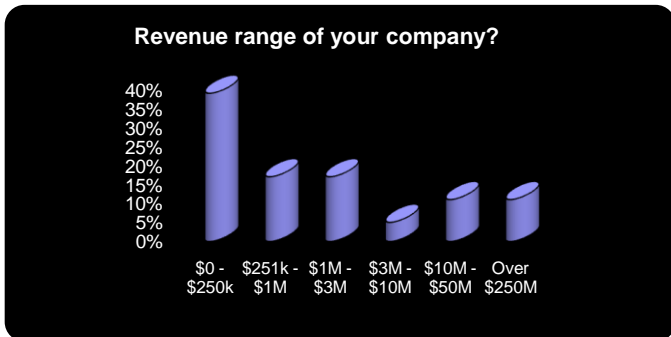
What is your role within the company?

	Response Ratio
CEO, President and/or Business Owner	61%
Senior Executive	17%
Other Employee	22%
No Responses	0%
Total	100%



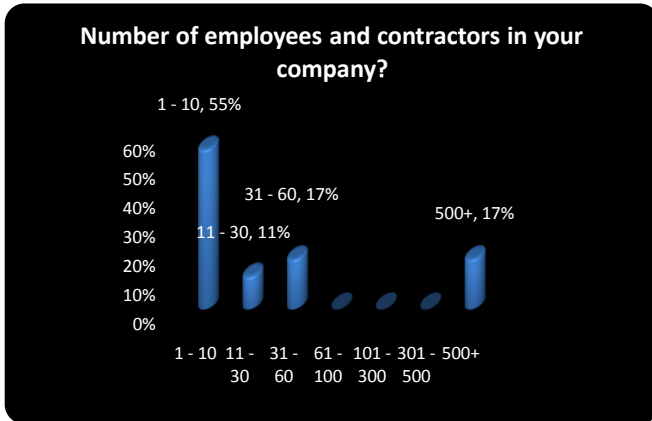
Revenue range of your company?

	Response Ratio
\$0 - \$250k	39%
\$251k - \$1M	17%
\$1M - \$3M	17%
\$3M - \$10M	5%
\$10M - \$50M	11%
\$50M - \$250M	0%
Over \$250M	11%
Total	100%



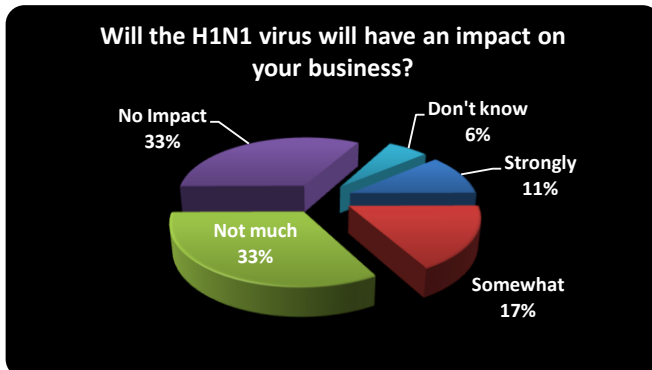
Number of employees and contractors in your company?

	Response Ratio
1 - 10	55%
11 - 30	11%
31 - 60	17%
61 - 100	0%
101 - 300	0%
301 - 500	0%
500+	17%
No Responses	0%
Total	100%



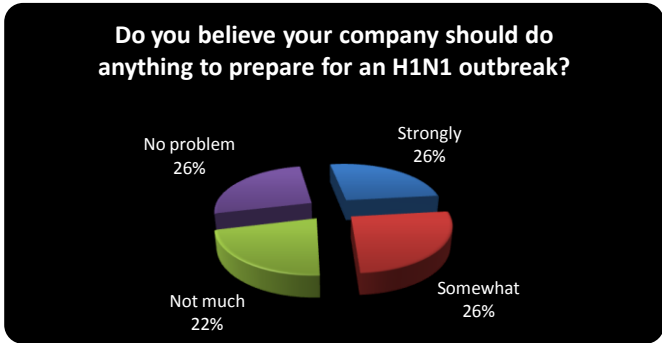
Do you believe that the H1N1 virus will have an impact on your business?

	Response Ratio
Strongly	11%
Somewhat	17%
Not much	33%
No Impact	33%
Don't know	6%
No Responses	0%
Total	100%



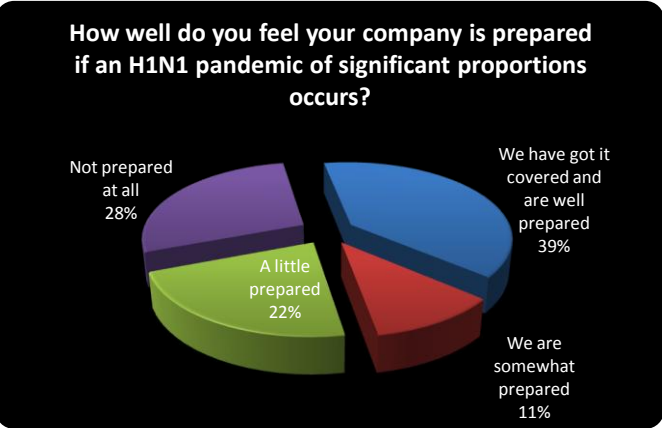
Do you believe your company should do anything to prepare for an H1N1 outbreak?

	Response Ratio
Strongly	26%
Somewhat	26%
Not much	22%
No problem	26%
Total	100%



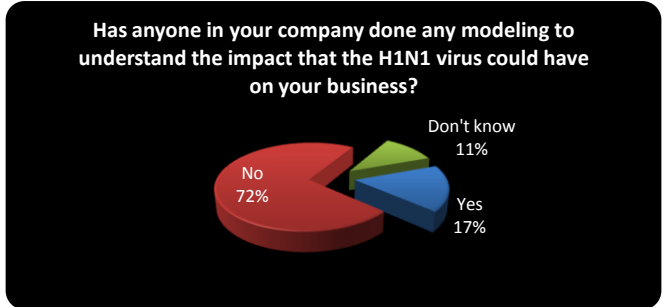
How well do you feel your company is prepared if an H1N1 pandemic of significant proportions occurs?

	Response Ratio
We have got it covered and are well prepared	39%
We are somewhat prepared	11%
A little prepared	22%
Not prepared at all	28%
Total	100%



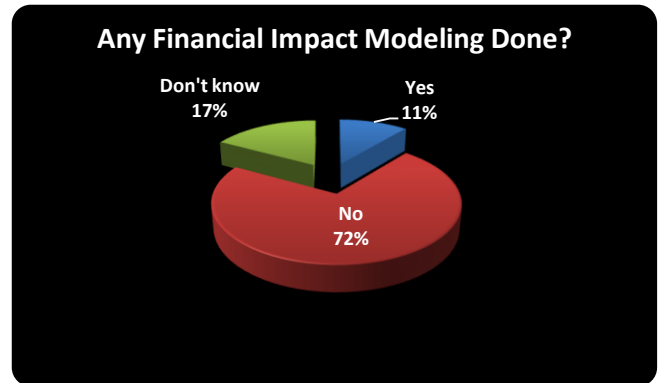
Has anyone in your company done any modeling to understand the impact that the H1N1 virus could have on your business?

	Response Ratio
Yes	17%
No	72%
Don't know	11%
No Responses	0%
Total	100%



Has anyone in your company done any financial planning to understand the impact that the H1N1 virus could have on your business' finances and cash flow?

	Response Ratio
Yes	11%
No	72%
Don't know	17%
No Responses	0%
Total	100%



This is not a scientifically conducted survey. No part of this survey can be used without written permission from CxO To Go. Contact CxO To Go to obtain permission to use any part of this survey.